

BOLA BAB

Landscape / Bollard



DAVISLIGHTING

Features

Round body flat top, modern and contemporary design
Superior uniform illumination designed to enhance urban spaces with beautiful visual appearance
Available in 500mm or 900mm height
IK10 impact-resistant, IP66 waterproof rated
Type V or Type IV distribution
Includes anchor bolt mounting kit
Backlight control visor available

Applications

Architectural and landscape lighting
Path and walkways
Building entrances
Residential area
Public square

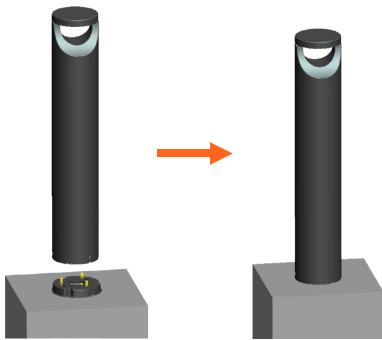
Options

0-10V / DALI dimming

Standards

Manufactured under ISO 9001:2015 to standards
IEC/AS/NZS 60598.1
IEC/AS/NZS 60598.2.1
IEC/AS/NZS CISPR 15

Mounting



Mounting kit with anchor bolts





Product Code Key

Model	Power	Height	-	CRI & Colour Temp.	Dimming	Distribution Pattern
BAB	15 = 14W	50 = 500mm		R83 = CRI>80, 3000K	D07 = 0-10V	Z01 = Type V (150°x 104°, Tilt 65°)
	15 = 14W	90 = 900mm		R84 = CRI>80, 4000K	D10 = DALI	Z02 = Type IV
						Z03 = Type V (150°x 53°, Tilt 60°)
					omit for standard non dimmable	

e.g. BAB2590-R84Z01 = Bola BAB series, 24W, 900mm, CRI >80, 4000K, Type V (150°x 104°, Tilt 65°)

Specifications

Model	BAB1550-xyz	BAB1590-xyz	BAB2550-xyz	BAB2590-xyz
Height (mm)	500	900	500	900
Nominal Power (W)	14	14	24	24
Input Voltage	100 - 240 VAC 50 / 60 Hz (Depends on driver)			
Luminaire Flux (lm)*	1190	1190	1920	1920
Luminaire Efficacy (lm/W)*	85	85	85	85
CRI	> 80			
Power Factor	> 0.90			
Colour Temp. (K)	3000 / 4000			
Distribution Pattern	Type V (150°x 104°, Tilt 65°) / Type IV / Type V (150°x 53°, Tilt 60°)			
Surge Protection	2kV line-line, 4kV line-earth (Depends on driver)			
Luminaire Rated Life (hrs)	50,000			
Operating Temp. (°C)	-30 to +50			
Weight (kg)	4.5 ± 0.3	6.2 ± 0.3	4.5 ± 0.3	6.2 ± 0.3

"x" denotes CRI & CCT, R83 = CRI>80, 3000K ; R84 = CRI>80, 4000K

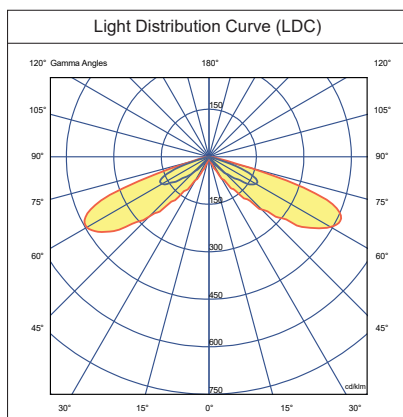
"y" denotes Dimming, D07 = 0-10V ; D10 = DALI (omit code for standard non dimmable)

"z" denotes Distribution Pattern, Z01 = Type V (150°x 104°, Tilt 65°) ; Z02 = Type IV ; Z03 = Type V (150°x 53°, Tilt 60°)

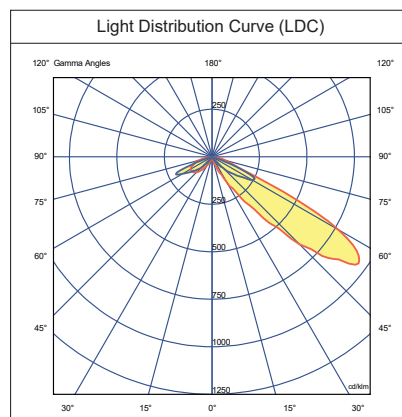
*Specifications shown for 4000K, Z01 = Type V (150°x 104°, Tilt 65°)

Lighting Data

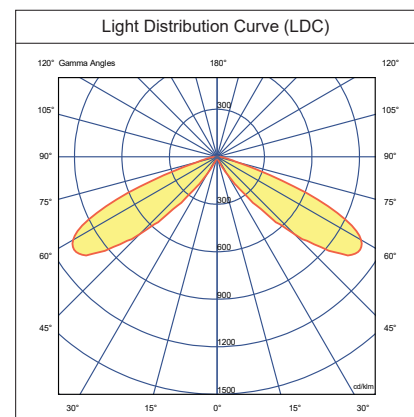
BAB1590-R84Z01 (Type V 150° x 140°)



BAB1590-R84Z02 (Type IV)



BAB1590-R84Z03 (Type V 140° x 53°)



BOLA BAB

Landscape / Bollard

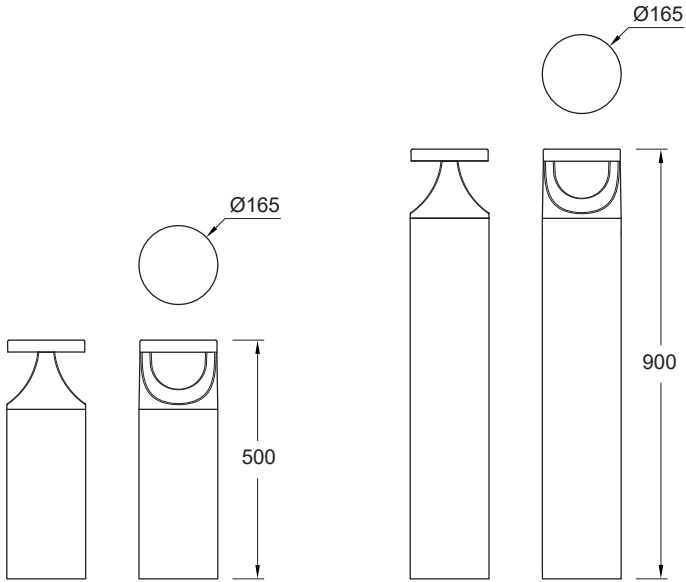


DAVIS LIGHTING

Dimensions

BAB1550 / BAB2550

BAB1590 / BAB2590



Accessories



Backlight control visor

To reduce backlight and avoid light trespass

Part Number:

- BABV5090



Junction box

Option for wiring

Part Number:

- BABJ5090

All photometric and electrical data published are of $\pm 10\%$ tolerance. Characteristics and specifications may change without notice. All electrical installations / connections should be carried out by a suitably qualified person. Application images are indicative only and may not contain actual Davis product. The information contained in this publication is typical and must not be interpreted as a guarantee of individual product performance.

BAB 211015